

## Lesson 1 School lunches

### 1 Vocabulary Food

Find and circle ten food words.  
Write the words below.

|   |   |   |   |   |   |   |   |   |   |
|---|---|---|---|---|---|---|---|---|---|
| m | o | l | i | v | e | s | i | q | l |
| c | b | s | a | l | a | d | s | m | r |
| a | a | c | b | p | i | e | w | e | i |
| r | n | o | n | i | o | n | s | a | c |
| r | a | v | g | z | n | e | k | t | e |
| o | n | a | f | e | e | r | x | a | h |
| t | a | n | k | h | f | r | u | i | t |
| s | v | t | c | h | i | c | k | e | n |

cheese      salad  
~~onion~~      ~~onion~~      fruit  
 chicken      olives  
 ice      carrot  
 meat      ~~batiana~~  
             banana

2 Complete the sentences with words from Activity 1.

1 Cheese is a dairy product.

4 chicken is a type of meat.


Carrot 2 A banana is a type of fruit.

5 olive is a grain.


3 carrot and onion are vegetables.

6 Kiwis, apples and olives are types of fruit.

3 Listen and write or draw what Pablo chooses for lunch.



starter



main course



dessert

# Lesson 2

1 **Read and listen** Complete the dialogue with some or any. Then listen and check.

Ali: Hi, Pablo, what did you have for lunch today?

Pablo: I had <sup>1</sup> some pasta.

Ali: Were there <sup>2</sup> any vegetables in the pasta?

Pablo: Yes, there were and there was <sup>3</sup> some melted cheese too.

Ali: Hmm, delicious! What about the main course?

Pablo: There wasn't <sup>4</sup> any pizza today, so I had fish instead.

Ali: What about dessert? I didn't see <sup>5</sup> some ice cream on the menu today and it's my favourite!

Pablo: You're right - there wasn't. I'm not keen on pears, so I had <sup>6</sup> some apple pie.


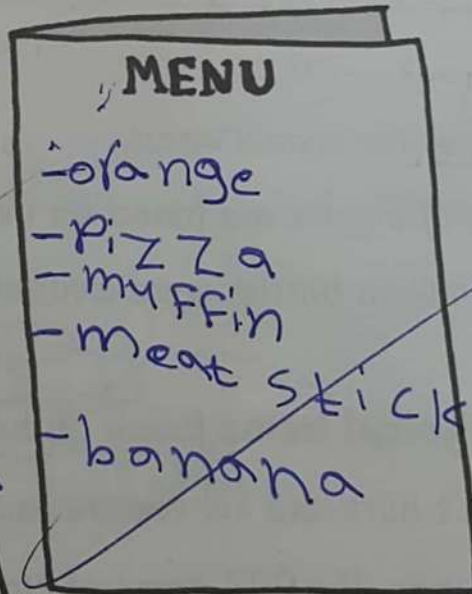
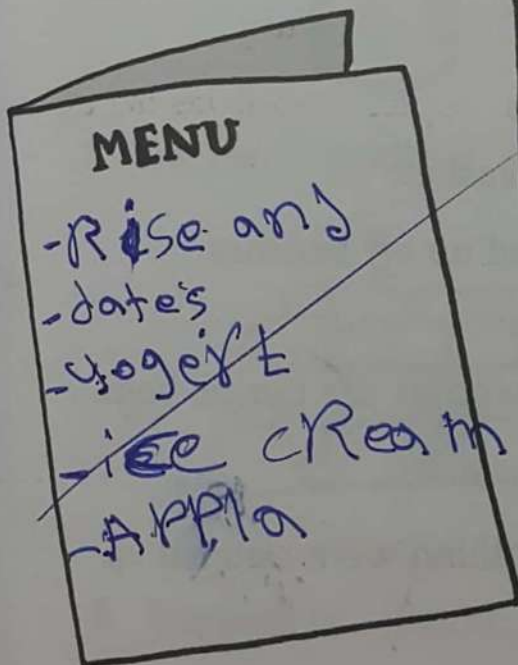
## Language detective

When do we use these words?

some any



2 **Challenge** Design and write your favourite menu.



# Lesson 4

1 **Use of English** Complete the sentences with **made of** or **made from** and choose from the words below. You can use the words more than once.

metal   plastic   stone  
wood   a can   a bottle

## Language detective

When do we use **made of** and **made from**? Can you give examples?



1 The bag is plastic.



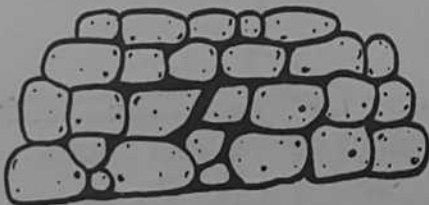
2 The door is wood.



3 The pencil holder is a can.



4 The keys are metal.



5 The wall is stone.



6 The bird feeder is a bottle.

2 **Challenge** Think of your own idea for recycling a plastic bottle. Draw and describe your design.

## Lesson 5 Party food

1 **Vocabulary** Circle the correct words.

- 1 A packet / tub of nuts.      4 A carton / packet of milk.  
 2 A can / bottle of water.      5 A can / carton of coconut water.  
 3 A tub / loaf of bread.      6 A loaf / packet of cheese.

2 **Vocabulary** Match the words with the pictures.

- 1 loaf  
 2 carton  
 3 packet  
 4 tub  
 5 bottle  
 6 can




3 **Write** Complete the sentences with a food or drink item of your choice.

- 1 A packet of nuts .      4 A carton of juice .  
 2 A tub of vanilla .      5 A can of coconut .  
 3 A bottle of water .      6 A loaf of bread .

# Lesson 6

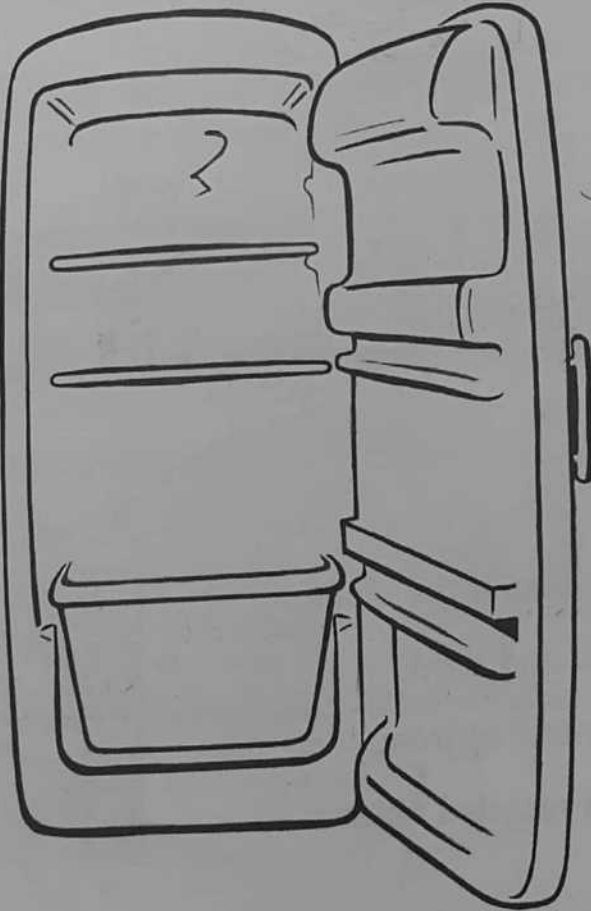
1 Use of English Look at the picture and complete the sentences.

many    much    a lot of    plenty of    a little    a few



- 1 There are a lot of sweets in the bowl.
- 2 There aren't many sandwiches left.
- 3 There's a little water left.
- 4 There's plenty of ice cream left. plenty of
- 5 There isn't a few pizza left.
- 6 There are much chips left.

2 Challenge Draw items of food in the fridge and write about the food you have drawn.



The are many fruits and vegetables, there is a cake, milk, a loaf of bread and a carton of orange juice

## Lesson 7 My learning

### 1 Can you remember?

Write four sentences about food. Each sentence must use one of the quantifiers below.

many   much   a little   a few   a lot of   plenty of

1 ~~There is many apples on the table~~

2 ~~There is much of sugar~~

3 ~~There is a little of oil~~

4 ~~There is a few oranges~~

5 There are a lot of candies

- 2 Imagine you are buying food for a special family occasion. What food would you buy? Write at least four items and include quantities.

### My shopping list

~~I buy many Birthday cakes~~

~~I buy plenty of ice cream~~

~~I buy a few cartons of juice~~

~~I buy some carrots~~

### Look what I can do!



- I can talk about what children eat around the globe.
- I can write about quantities of food and drink.
- I can talk about what objects are made of/from.
- I can design a sculpture made from recycled objects.



# Lesson 8 All about chocolate

1 **Read** Look again at the text on page 44 of the Learner's Book. Read and decide if the sentences are **true (T)** or **false (F)**.

- 1 The beans grow in hot countries.  T
- 2 The beans are farmed once a year.  F
- 3 The workers climb the trees to cut down the pods.  F
- 4 After the shells are cracked, the beans are cooked.  T
- 5 They add sugar to the mixture, to make it sweet.  T
- 6 When the mixture is hot, we have the final product.  F




- 2 **Talk** Discuss your answers with a partner. Take turns to read the sentences from the text that contain the answer.
- 3 **Talk** Now work with your group and talk about what you can remember about the process of making chocolate.

## Speaking tip

Don't forget to add these important words to show the order of events:

- Firstly ...
- Secondly ...
- Then ...
- Next ...
- Finally ...



## Lesson 9

### 1 Write

Look at the pictures showing how bread is made. Complete the sentences with words from the box. You will need to change the form of the verbs.

|       |      |      |      |
|-------|------|------|------|
| yeast | salt | push | add  |
| cook  | mix  | loaf | nuts |



1 Bread is made from flour, water, salt and yeast.

2 First, the ingredients mix to make the dough.

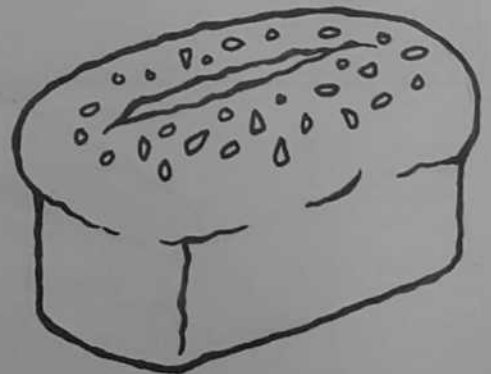


3 Then the dough push and pressed for ten minutes and then made into a loaf of bread.

4 Extra ingredients such as nuts and seeds added to give the bread more flavour.



5 Then the bread is cooked in the oven.





# Lesson 10 The greedy boy

1 Read the story on page 46 of your Learner's Book again. Decide if the following statements are true (T) or false (F). Correct the false statements.

1 Jason and his two brothers complained about only having one sweet a day.

F ~~no, only Jason complained~~

2 Jason wanted to share the sweets with his brothers.

F ~~no he didn't share sweets~~

3 It was difficult for Jason to reach the sweet jar.

T ~~no it was not difficult~~

4 He took a very small amount of sweets.

F ~~He took a big amount~~

5 Jason's mother was angry when she saw him with the sweet jar.

T \_\_\_\_\_



2 Vocabulary Which of these adjectives best describe Jason?

- generous
- helpful
- selfish
- greedy
- lazy
- hardworking

**Language tip**  
Using adjectives can make our sentences more interesting.

3 **21st Talk**  
Use the adjectives to talk about people you know.

**Speaking tip**  
My sister / brother is never ...  
My friend is always ...

4 Values  
In groups, talk about the ways we can be helpful to other people.



## Lesson 11 Likes and dislikes

- 1 **Read** Faisal and Hamid's class will be going on a school trip next term. They have been discussing what food they like and dislike.

Read the table below. Discuss what is similar and what is different.

|                 | Faisal                         | Hamid                       |
|-----------------|--------------------------------|-----------------------------|
| <b>Likes</b>    | cheese, oranges, chicken, fish | cheese, eggs, lamb, chicken |
| <b>Dislikes</b> | lamb, olives, eggs             | fish, oranges, olives       |

- 2 **Write** two sentences to show where Faisal and Hamid agree and two where they disagree.

and so does      but ... doesn't

### Writing tip

Remember to use the linkers **and** and **but**.

- 1 Faisal likes cheese and so does Hamid.
- 2 Faisal likes chicken and so does Hamid.
- 3 Faisal likes fish but Hamid doesn't like
- 4 Hamid likes eggs but Faisal doesn't like
- 5 Hamid likes olives and so does Faisal

### 3 Talk

In groups of four, complete the table below to show your likes and dislikes.

| Name            | Meera  | Sara    | Reemas  | Reem    |
|-----------------|--------|---------|---------|---------|
| <b>Likes</b>    | eggs   | fish    | apples  | chicken |
| <b>Dislikes</b> | olives | chicken | oranges | fish    |

- 4 Using the information in the table, compare the likes and dislikes of people in your group. What is the same and what is different?

Some people  
in the group ...


Nobody in  
the group ...

Everybody in  
the group ...

-11-2016

1 Can you remember?

What can you remember about the process of making bread?  
Discuss with your partner.  
Check page 36 of your Activity Book. Did you miss anything out?



2 **Talk** Can you remember the story about *The greedy boy*? What happened?  
What was the lesson that he learned from his behaviour?

3 **Vocabulary** What do the following adjectives mean? Write definitions.

- 1 greedy: eager
- 2 selfish: caring only about himself
- 3 generous: unselfish
- 4 helpful: willing to help

**LOOK** what I can do!

- I can understand the processes of basic food production.
- I can use the Present Simple Passive form of verbs to describe processes.
- I can read and understand a short story.
- I can use vocabulary for agreeing and disagreeing.