


Getting around

Lesson 1 Transport

1 Vocabulary Look at the pictures and label them.



Words to remember

tram rickshaw ferry car sky train motorbike jeepney tuk tuk

1 sky train

2 ferry

3 rickshaw

4 jeepney

5 tram

6 motorbike

7 tuk tuk

8 car

- 2 **Vocabulary** Look at the picture again. Match the numbers. How do the people get to work and school. Use the correct form of **get**.

Language tip

I get ... He/She gets ... They get ...

- 1 Mr Patel gets to work by sky train.
- 2 Sam and Bo get to work by ferry.
- 3 My best friend gets to the market by car.
- 4 Lucia and her sisters get to school by jeepney.
- 5 Mr Diaz gets to work by motorbike.

Lesson 2

- 1 **21st Read** and answer the questions.

- 1 When do you get bored?
when I stay at home
- 2 Do you ever get travel sick? When?
no, I have strong stomach
- 3 When do you get nervous?
when kids keep crying
- 4 Do you ever get worried about anything? Why?
yes, about exams because I have no time to play
- 5 When do you get excited?
when I go out on a trip

- 2 **Talk** Ask your partner the questions in Activity 1.

When do you ...?/Do you ever ...?

I get ... when/if ...

Lesson 3 Staying safe on the road

1 **Vocabulary** Read the definitions of safety items and write the words.

1 You wear this to protect your head when you are cycling.

h e l m e t

2 You wear these when you are walking in the dark to help drivers to see you.

r e f l e c t i v e a r m b a n d s

3 You use this to help you cross the road safely. It makes cars stop and wait.

p e d e s t r i a n c r o s s i n g

4 You wear this in the car to help you sit safely in your seat.

s e a t b e l t



Lesson 4

Language tip

If/When + Present Simple + Present Simple.

1 **Word study** Match the sentence halves.

1 Wear a helmet

2 If you go out when it's dark,

3 When you want to cross a busy road,

4 If you can't find a pedestrian crossing,

5 When you cross the road, don't

6 If you travel by car,

7 When you are near big lorries, don't

a cross at a corner.

b find a quiet part of the road.

c wear a seatbelt.

d use a pedestrian crossing.

e wear reflective armbands.

f stand too close.

g when you ride your bike.

Lesson 5 Getting around big cities


1 Vocabulary Ways of travelling

Find and circle ten forms of transport. Write the words below.

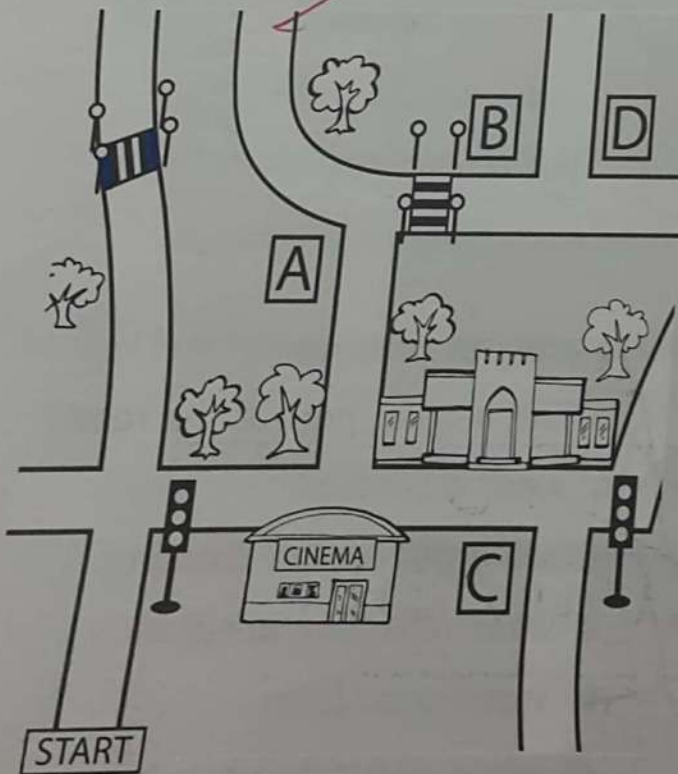
Transport I have used before:

Transport I use a lot:

Transport I never use:



2 Read the instructions and draw the route on the map. Which building, A, B, C or D, is the swimming pool?



Start at the box on the bottom left of the map. From here, go straight on towards the traffic lights and turn right. Walk towards the cinema on the right side of the road. Then turn left and walk up that street. After that, turn right at the first corner. Walk up that street and then turn left. The entrance to the swimming pool is on the left.

Swimming pool = _____

Lesson 6

Preposition of directions

25-10-2016

Use of English

Prepositions of direction

From here you can ... Walk **across/up** the road/street ...


Go out of the door ... Walk **towards** the post office/pier ...

On the left/right ... The entrance **to** the underground/museum ...

1 **Use of English** Look at the map and complete the instructions for getting to the library.

Start at the box on the bottom ¹ right of the map. ² From here walk straight up the road and turn left at the traffic lights. Continue walking up that road ³ towards the shop. Turn ⁴ right at the traffic lights and walk ⁵ up that street. Turn ⁶ left at the first junction – the park is on the left. The entrance ⁷ to the library is ⁸ on the right next to the cinema.

- on the right
- right
- to
- left
- From
- right
- towards
- up




Lesson 7 My learning

25-10-2016

- 1 **Can you remember?** Name three ways of getting to school and give one good and one bad point about each one.

How to get to school	Good point	Bad point
trike	faster than	hot
bys	bigger	noisy and
car	very fast	small

- 2  **Write** five sentences to explain how you can stay safe when you are out. Compare your sentences with your partner.

- 1 I always wear reflective band in the dark
- 2 I always use pedestrian crossing
- 3 I always use my seat belt
- 4 I always wear a helmet
- 5 I always stand far away from the street

Look what I can do!

- I can talk about how I get to school.
- I can understand issues about road safety.
- I can design a road safety sign.
- I can give directions using a street map.
- I can plan activities for visitors to my home town.

<input type="checkbox"/>
<input type="checkbox"/>
<input type="checkbox"/>
<input type="checkbox"/>
<input type="checkbox"/>

Lesson 10 Lost in the Desert

Use of English


Prepositions

Prepositions show the direction of the action or how it is done.

She jumped **off** the rock. The rabbit jumped **into** some bushes.

- 1 **Vocabulary Verbs of movement**
Match the verbs with the pictures.
Read the story again to check.

- | | |
|--------------|---|
| 1 jump over | a |
| 2 jump off | e |
| 3 jump into | b |
| 4 walk along | d |
| 5 run away | c |



2 Pronunciation -ed verb endings

Read the sentences and underline the verbs. Write /t/, /d/ or /ɪd/

- Noora lived in a tent.
- Noora jumped off the rock.
- She started to cry when she saw the snake.
- She looked up and noticed the bees.
- She watched the rabbit run away.

Lesson 12 My learning

Acute

1 **Can you remember?** Write three things that happened while you were travelling to school today. Remember to use the Past Continuous.

While I was travelling to school, I saw my friend.
while I was studying, my Father came
while I was studying my baby brother cried.
while I was sleeping, I heard a noise

2 **What can you remember about the life of Prince Sultan bin Salman bin Abdullah? Discuss with your partner. Look back at page 29 of the Learner's Book and check.**



3 Which three sounds come at the end of regular verbs in the Past Simple? Give an example of each type.

4 **Talk about the best pieces of advice your family or teacher has ever given you. Think of two examples and write them down.**

1 _____

2 _____

LOOK what I can do!

- I can make notes from a reading text.
- I can write a description of a famous person in history.
- I can understand a story.
- I can pronounce the three sounds that come at the end of regular Past Simple verbs.
- I can talk about the importance of taking advice.