

الفصل الاول منهج Teams Together Oman لمنهج سلطنة عمان في الصور التالية

Class Book

4

I want to be a doctor!

1 💡 How many jobs do you know?



Who's painting? **A woman/the artist is painting.**
 What letters can you see? **A, B, C, D, E, F, G, H, I, J, K, L** [also the letters in STI]
 What food can you see? **fish, vegetables, chicken, cheese**

80 eighty

Lesson 1, part 1

Vocabulary and Grammar

4





2   Listen and stick. Then listen and say.


1 	2 	3 	4 	5 
doctor	nurse	police officer	builder	astronaut
6 	7 	8 	9 	10 
firefighter	chef	pilot	teacher	artist




3  Find the jobs in the picture on page 80.

 a doctor
an artist

4   Listen and chant.

 	I want to be a pilot, a doctor and a builder. I want to be a chef and a nurse, too. Tell me, please. What about you?	I want to be an artist, a firefighter and a teacher. I want to be a police officer and an astronaut, too. Tell me, please. What about you?	 
---------------------------------------------------------------------------------------------------------------------------------------------------------------------	-------------------------------------------------------------------------------------------------------------------------------------	-----------------------------------------------------------------------------------------------------------------------------------------------------------	-------------------------------------------------------------------------------------------------------------------------------------------------------------------------

5  Ask and answer.

	I want to be an astronaut. What about you?		 I want to be a pilot.
	I want to be a police officer.		

Activity Book, Unit 4
Lesson 1, part 2

eighty-one 81

Activity Book

4

I want to be a doctor!

1 Look at the Class Book page 80. Read and write.

- 1 What's Jack wearing? A cap, T-shirt, jumper and jeans
- 2 What time is it? It's ten o'clock.
- 3 How many girls can you see? Ten

2 Listen and number. Then match.

a b c d e

5 4 1 2 3

chef teacher firefighter nurse astronaut

builder police officer doctor artist pilot

f g h i j

10 8 7 9 6

Lesson 1, part 2

Vocabulary and Grammar

4

3 Look and circle.

1 I want to be a doctor police officer cook .



2 I want to be a builder artist doctor .



3 I want to be a pilot firefighter chef



4 I want to be a builder teacher astronaut .



4 Look and write.

doctor pilot firefighter artist astronaut nurse



1 I want to be a firefighter.

2 I want to be a doctor.

3 I want to be an astronaut.

4 I want to be a pilot.

5 I want to be an artist.

6 I want to be a nurse.

Class Book

Story



- 1 Before you read What is the chef making? **delicious food**
- 2 Watch or listen and read.

The job fair

1 Aunt Aseel, these are my friends.
Hello, everyone. This looks fantastic.
Nice to meet you.

2 This is Mr Ibrahim. He's a chef.
Yum! This is delicious.
I want to be a chef!

3 This is Mr Ahmed. He's a pilot.
I want to be a pilot. I want to fly a plane!
I can teach you.

4 Flying a plane is fun!
You're a good teacher, Mr Ahmed.
I want to be a teacher!


5 Here's my sister Lisa.
Hello, Lisa.
I don't feel well.

What happens next?

A doctor helps her.





Lesson 2, part 1

4



3 After you read Look at the story. Read and write Yes or No.



- 1  I want to be a doctor. Yes
- 2  I want to be a teacher. Yes
- 3  I want to be a chef. Yes
- 4  I want to be a doctor. No

4  Act out the story.

5  Who do you want to be? Design your uniform.

Values

Follow your dreams


Story

Lesson 2, part 2

1 After you read Remember the story. Read and circle.

- | | | |
|-------------------------------------|--------------------|-----------------|
| 1 Aseel is Fatma's ____. | a sister | b aunt |
| 2 Mr Ibrahim is a ____. | a chef | b teacher |
| 3 Lisa has some ____. | a medicine | b food |
| 4 Aunt Aseel is going home by ____. | a car | b plane |
| 5 Polly and Atomic want to be ____. | a artists | b chefs |

2 Values Listen and tick (✓) or cross (X).



3 Look and colour.



Class Book



Vocabulary and Grammar

Lesson 3, part 1

1 Listen and say. Then listen and number.



2 Listen and sing.

 <p>Off to work they go. Some go fast. Some go slow. Off to work they go.</p> <p>He goes to work by boat. He goes to work by boat. Bus and underground, car and boat. He goes to work by boat.</p>		<p>Off to work they go. Some go fast. Some go slow. Off to work they go.</p> <p>She goes to work by train. She goes to work by train. Motorbike and car, bus and train. She goes to work by train.</p>
----------------------------------------------------------------------------------------------------------------------------------------------------------------------------------------------------------------------------------------------------------------------------------------------------------	-----------------------------------------------------------------------------------	----------------------------------------------------------------------------------------------------------------------------------------------------------------------------------------------------------------------------

3 Talk about your family.



My dad goes to work by motorbike.

My aunt goes to work by car.



He/She goes to work by bus.

Activity Book

Lesson 3, part 2


Vocabulary and Grammar

4

1 Look and write.

underground ~~motorbike~~ train car

1	m	o	t	o	r	b	i	k	e		
2	u	n	d	e	r	g	r	o	u	n	d
3	c	a	r								
4	t	r	a	i	n						



2 Write.

He goes to work by boat.

3 Follow, circle and write.

bus boat ~~train~~ car

1			He <u>She</u> goes to work by <u>train</u> .
2			<u>He</u> She goes to work by <u>car</u> .
3			He <u>She</u> goes to work by <u>bus</u> .
4			<u>He</u> She goes to work by <u>boat</u> .

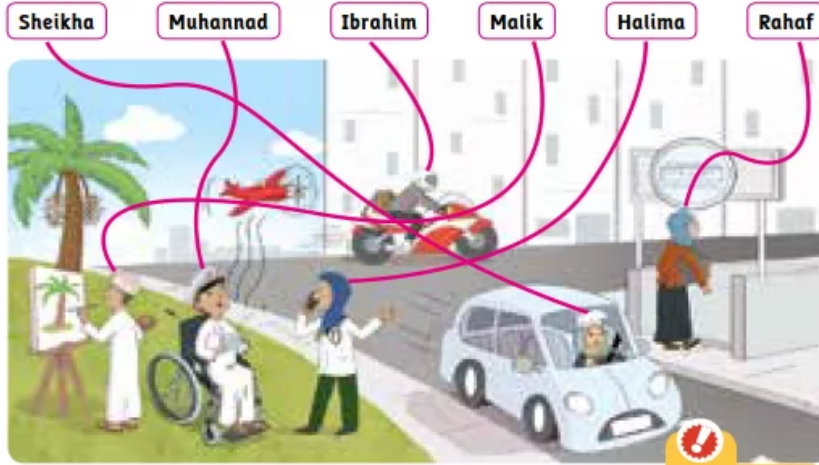
Class Book

Lesson 4, part 1

Skills

4

1 4.14 Listen and draw lines.



2 4.15 Cut out. Then listen and play.

He's - He is
She's - She is



Activity Book, Unit 4
Lesson 4, part 2

eighty-five 85

Activity Book

Skills

Lesson 4, part 2

1 Read and circle.

My family


My family is cool!
 My grandma is a chef.
 She goes to work by car.
 My uncle is an artist.
 He goes to work by bus.
 My brother is a firefighter.
 He goes to work by motorbike.
 I love my family!



- 1 My grandma is a chef a doctor .
 She goes to work by car motorbike .
- 2 My uncle is an artist a nurse .
 He goes to work by motorbike bus .
- 3 My brother is a police officer firefighter
 He goes to work by car motorbike .

2 Write, circle and draw.

I want to be a an _____
 My _____ is a an _____
 He She _____
 by _____



Class Book



The yellow school bus

Some students walk to school in the United States. Some students go by car, underground or train. But many students go to school by school bus.



students



school bus

All school buses in the United States are yellow.



bus driver

Bus drivers take the students to school in the morning. Then they take the students home in the afternoon.

Cars stop for school buses.



stop

Going to school by bus is fun!



1 Before you read Can you see school buses where you live?

What colour are they?

2 Listen and read.

3 Find out more! Watch the video.


4 After you read Activity Book, page 57.

I'm Ahmed. I go to school by car. In our group, four students go to school by car.

Project Lesson 5, part 2

Make a graph about how you go to school.

- 1 Together, ask and answer about how you go to school.
- 2 Count the number of students for each transport.
- 3 Draw a graph.
- 4 Write. *I go to school by ... In our group, ...*
- 5 Tell the class.



Activity Book

Lesson 5, part 1



4

1 Order and write.



ubs reirvd
bus driver



eudtsstn
students



hlsoco sbu
school bus



ptos
stop

2 After you read Read and tick (✓).

- 1 Students in the United States don't go to school by school bus.
- 2 School buses in the United States are green.
- 3 Bus drivers drive the school buses.
- 4 Cars don't stop for school buses.
- 5 Students like going to school by bus.

True	False
<input type="checkbox"/>	<input checked="" type="checkbox"/>
<input checked="" type="checkbox"/>	<input checked="" type="checkbox"/>
<input checked="" type="checkbox"/>	<input type="checkbox"/>
<input type="checkbox"/>	<input checked="" type="checkbox"/>
<input checked="" type="checkbox"/>	<input type="checkbox"/>

Class Book



The yellow school bus

Some students walk to school in the United States. Some students go by car, underground or train. But many students go to school by school bus.



students



school bus

All school buses in the United States are yellow.



bus driver

Bus drivers take the students to school in the morning. Then they take the students home in the afternoon.

Cars stop for school buses.



stop

Going to school by bus is fun!



1 Before you read Can you see school buses where you live?

What colour are they?

2 Listen and read.

3 Find out more! Watch the video.

4 After you read Activity Book, page 57.

I'm Ahmed. I go to school by car. In our group, four students go to school by car.

Project - Lesson 5, part 2

Make a graph about how you go to school.

- 1 Together, ask and answer about how you go to school.
- 2 Count the number of students for each transport.
- 3 Draw a graph.
- 4 Write. *I go to school by ... In our group, ...*
- 5 Tell the class.



Class Book

Lesson 6, part 1

English in action Talking on the phone

4

1   Watch or listen and read.



Hello, can I speak to *Emily*, please?

Emily's not here. Who is this?

This is *Alice*. My phone number is **12345708**.

Thanks, *Alice*. *Emily* can call you later.

2  Act out the dialogue. Use different **names** and **numbers**.

Mohammed

Basim

Laila

Areej

24682987


16543408


26903457


81140743


3 Read and order.



2  Osamah's not here. Who is this?

1  Hello, can I speak to Osamah, please?

4  Thanks, Ahmed. Osamah can call you later.

3  This is Ahmed. My phone number is 76598710.

Activity Book

English in action Talking on the phone

Lesson 6, part 2

1 Listen and match.

Match the phrases:

- Hello, can I speak
- Nawal's not here.
- This is Manar.
- Thanks, Manar.
- Nawal can call you later.
- My phone number is 12345708.
- to Nawal, please?
- Who is this?

2 Write. Then act out.

Name: _____
Phone number: _____



Who is this?

This is _____.
My phone number is _____.

Class Book

Phonics

Lesson 7, part 1

1 ^{4.19} Listen and say.



2 ^{4.20} Listen and say the tongue twister.

I eat bread and read on the beach in the hot weather.



3 ^{4.21} Are the sounds the same? Listen and circle.

- 1 Yes No 2 Yes No
 3 Yes No 4 Yes No

4 ^{4.22} Listen and say. Complete the words. Then match the sounds and say.

1 f_ea_ther

2 Lea_f

3 b_ea_ch

4 br_ea_d

head

sea

Activity Book

Lesson 7, part 2

Phonics

4

Tricky word
want

1  Look, listen and repeat. Write.



What do you **want** to do?

I **want** to go to the beach.

I **want** to see the sea.



2 Read and write. Then match.

1 I **want** to read a book.

2 I **want** to make some bread.

3 I **want** to get a feather.

4 I **want** to see a leaf.



3 What do they want? Read and complete.

1



1 She **wants** a kite, some bread and a leaf.

2



2 He **wants** a cake, a phone and **a feather**.

Class Book

Lesson 8, part 1

Review

4

1  Listen and number.



2 Look, circle and write.

car motorbike bus boat



1 He She goes to work by bus.



2 He She goes to work by boat.



3 He She goes to work by motorbike.



4 He She goes to work by car.

3  Go to the Progress path on page 105.

Activity Book, Unit 4
Lesson 8, part 2

eighty-nine

89

Unit 3 ☆

It's the weekend.
It's not Friday.
What day is it?

Unit 4 ☆

We can ride on this.
It's long. It doesn't go
on a road. It doesn't go
on the ground. It goes
under it. What is it?
underground

Unit 3 ☆

We play this, but it isn't
a video game, basketball
or tennis. What is it?

Unit 4 ☆

I want to help people.
I want to work in a
hospital. I'm not a
nurse. What am I?
doctor

Unit 2 ☆

You wear these
in bed. What are
they?

Well done!

one hundred and five 105

Activity Book

Review

Lesson 8, part 2

1 Read and circle.

My grandma **mum** is great. She's a **nurse** teacher .
 She works **at the weekend** on Thursdays .
 She goes to work at **nine** **seven** o'clock
in the morning in the afternoon .
 She goes to work by **train** car .
 She loves his **her** job.

2 Write, circle and draw.

My _____ is great.
 _____ **a an** _____
 _____ works _____
 _____ goes to work at _____ o'clock
 in the _____
 _____ goes to work by _____
 _____ loves _____ job.



Extra practice

Lesson 8, part 2

Extra practice

4

1 Find, circle and write.

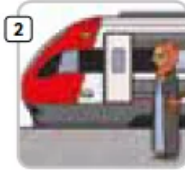


I want to be a / an...

a	r	t	i	s	t	e	a	p	o
g	p	p	p	s	t	c	r	i	f
t	b	u	i	l	d	e	r	l	f
e	y	z	m	c	a	l	n	o	i
a	s	t	r	o	n	a	u	t	c
c	c	y	i	v	c	b	r	e	e
h	h	a	f	k	e	d	s	x	r
e	e	f	i	g	h	t	e	r	s
r	f	m	z	d	o	c	t	o	r



2 Listen and spell.



1 He goes to work by boat.

2 She goes to work by train.

3 He goes to work by motorbike.

4 She goes to work by car.

Go to Dictation on page 66

sixty-one 61

Class Book

Get ready for...

Lesson 9

Pre A1 Starters Reading and Writing Part 1

1 Look and read. Put a tick (✓) or a cross (X) in the box.



I want to be an artist.



He goes to work by train.



She goes to work by car.



I want to be a pilot.



I want to be a teacher.



She goes to work by underground.

Pre A1 Starters Speaking Part 4

2 Say about you.



I want to be a doctor.




I want to be a pilot.

Activity Book

Get ready for...

Lesson 9

Pre A1 Starters Reading and Writing Part 5

- 1  Look at the pictures and complete the sentences.
Write the answers.



- 1  I want to be a firefighter.
- 2  He goes to work by motorbike.
- 3  I want to be an artist.
- 4  She goes to work by underground.
- 5  I want to be an astronaut.

Class Book

Lesson 10

Fun corner

4

1 Play and say.



I want to be an artist.
I want to travel by motorbike.



I want to be a nurse.
I want to travel by train.



Activity Book, Unit 4
Lesson 10

ninety-one

91












Activity Book

Lesson 10

Fun corner

4

1 Do the crossword. Find the secret word.

1 I go by 2 I want to be a 3 He's a 4 I like children and I want to be a 5 My dad is an 6 I want to be a 7 She goes to work by 8 I love planes. I want to be a 9 Her uncle is an 10 He goes to work by 11 I want to be a What's the secret word? underground

2 Look and answer.



- 1 He goes to work by bus. He's a pilot.
- 2 She goes to work by car. She's a teacher.
- 3 He goes to work by underground. He's a chef.
- 4 He goes to work by train. He's a builder.

sixty-three 63

Class Book



Language booster 2

1 Listen and stick. Then listen and say.

winter

1

2

summer

5

6

spring

3

4

autumn

7

8

2 Listen and sing.

Seasons, seasons.
There are four.
Clap three times.
Then clap once more.

Winter is cold,
Summer has sun,
Autumn is windy,
Spring is lots of fun.

Seasons, seasons.
There are four.
Clap three times.
Then clap once more.

Lesson 1, part 1

LC2

3 Say and play.

It's windy. The trees are brown. What season is it?



4 Ask and answer.



What's your favourite season?

My favourite season is summer.

Why is summer your favourite season?

I like going to the beach with my family.

5 Draw a picture of your favourite season.

Blank drawing area with a label: My favourite season is: _____

Show what you know

Write, tick (✓) and stick.

Can you name the four seasons?

Can you describe the four seasons?

Well done!



Activity Book



Language booster 2

1 Look and circle.

1



winter summer

2



spring autumn

3



winter autumn

4



summer spring

2 Look and write the seasons.

autumn spring summer winter

- 1 There are flowers. The trees are green. spring
- 2 It's sunny and it's hot. summer.
- 3 The trees are brown. It's windy. autumn.
- 4 It's cold. It isn't sunny. winter.

Lesson 1, part 2

LC2

3  Listen and complete.


Seasons, seasons.
There are four .
Clap three times.
Then clap once more.

Winter is cold ,
Summer has sun,
Autumn is windy ,
Spring is lots of fun.

Seasons, seasons.
There are four .
Clap three times.
Then clap once more.




4  Listen and write.

1 
s p r i n g

2 
s u m m e r

3 
a u t u m n

4 
w i n t e r

Class Book

Atomic's Learning Club Lesson 2, part 1

Social Studies

Important months

Think 1  Look, listen and say.

		
January	February	March
		
April	May	June
		
July	August	September
		
October	November	December

102 one hundred and two

Class Book

Lesson 2, part 2

LC2

Let's practise!

1 When is your birthday? Circle the month.

January	February	March	April
May	June	July	August
September	October	November	December

2 Look and say.

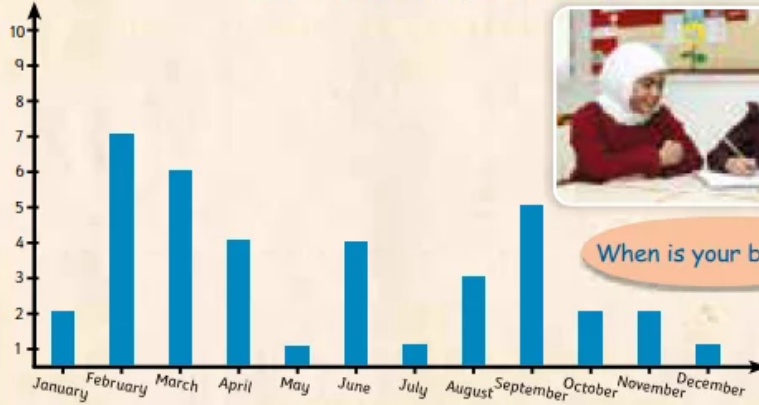


When is Jasim's birthday?

It's in June.

Show what you know

Make a graph of pupils' birthdays.



When is your birthday?

one hundred and three 103

شاهد ايضا

حل اسئلة الوحدة الثالثة Hobbies لمادة اللغة الانجليزية
للصف الثالث الفصل الاول منهج Teams Together Oman