


الفصل الاول منهج Teams Together

Oman لمنهج سلطنة عمان في الصور التالية

Class Book

2

Let's dress up!

1  How many clothes words do you know?





 Who's wearing a green hat? **Sami**
 How many shoes can you see? **Twelve shoes.**
 What colour are the bags? **They're red and purple.**

36 thirty-six


Lesson 1, part 1


Vocabulary and Grammar

2

2   Listen and stick. Then listen and say.

1 	2 	3 	4 	5 
hijab	tracksuit	slippers	jumper	coat
6 	7 	8 	9 	10 
jeans	pyjamas	trainers	baseball cap	shirt


3  Find the clothes in the picture on page 36.


We're - We are
They're - They are
You're - You are

4   Listen and chant.

We're wearing jeans, shirts and coats. We're ready to play. We look cool.
You're wearing a tracksuit, trainers and a baseball cap. You're ready to do sport. You look cool.
They're wearing pyjamas, socks and slippers. They're ready for bed. They look cool.




5  Think of you and your friends. Then say.



We're wearing baseball caps.

They're wearing baseball caps.

 You're/We're/They're wearing jeans.

Activity Book

2

Let's dress up!

1 Look at the Class Book page 36. Read and write.

- 1 Who's wearing blue trainers? Jack
- 2 How many coats can you see? three
- 3 What colour is Lily's dress? purple

2 Listen, circle and write.

~~slippers~~ coat trainers baseball cap jumper jeans hijab shirt
tracksuit pyjamas

1 <u>slippers</u>	2 <u>jeans</u>	3 <u>coat</u>	
4 <u>baseball cap</u>	5 <u>trainers</u>	6 <u>shirt</u>	
7 <u>hijab</u>	8 <u>pyjamas</u>	9 <u>jumper</u>	10 <u>tracksuit</u>

26 twenty-six

Lesson 1, part 2

Vocabulary and Grammar

2

3 Look, read and match.



- 1 They're wearing red pyjamas.
- 2 You're wearing blue baseball caps.
- 3 We're wearing green tracksuits.
- 4 They're wearing purple shirts.

4 Look and write.

They're You're We're

trainers ~~hijabs~~ baseball caps coats

1 We're wearing hijabs.

1

2

2 They're wearing coats.

3

4

3 You're wearing trainers.

4 We're wearing baseball caps.



twenty-seven

27

Class Book

Story



- 1 **Before you read** How many parrots can you see?
Where are the parrots? **There are nine parrots.**
They are on Jack's pyjamas.
- 2 Watch or listen and read.

The school show

1 Are you ready for the school show?
Yes, Miss Razan! Look! We've got our clothes.

2 I like school shows!
This is fun.
Hurry, Lily and Fatma. You're first.


3 Hello, everyone!
They're wearing hats and dresses.
They're wearing trainers, too.

4 Atomic and Polly are wearing coats and jumpers!
Their trainers are red, too.

5 Oh, no! Those jeans are too small!
And these shirts! What can we do?
I've got an idea!
What do they wear? **Pyjamas**

Lesson 2, part 1

2



3 After you read Look at the story. Read and write the names.



- 1 He's wearing a blue shirt.
- 2 They're wearing dresses and hats.
- 3 They're wearing pyjamas.
- 4 They're wearing coats and jumpers.

Jack
Lily and Fatma
Jack and Sami
Atomic and Polly

4 Act out the story.

5 Design clothes for your school show.

Values
Don't be wasteful

Activity Book, Unit 2
Lesson 2, part 2

thirty-nine 39

Activity Book

Story

Lesson 2, part 2


1 After you read Remember the story. Read and match.

- | | | | |
|---|-------------------------------------|---|---------------------------|
| 1 | When is the school show? | a | They're yellow and green. |
| 2 | What colour is Lily's dress? | b | It's at 3 o'clock. |
| 3 | Are the jeans and shirts too small? | c | Yes, they are. |
| 4 | Are Jack and Sami wearing trainers? | d | It's purple. |
| 5 | What colour are Jack's pyjamas? | e | No, they aren't. |

2 Values Look and write Yes or No.



3 Look and colour.



28 twenty-eight

Class Book

Vocabulary and Grammar

Lesson 3, part 1

1 Listen and say. Then listen and tick (✓). What's missing? **handbag**



2 Listen and sing.

What colour are their glasses?
Their glasses are blue.
And their handbags are, too.

What colour are our keys?
Our keys are grey.
And our computer is, too.

What colour are your backpacks?
Your backpacks are green.
And your phones are, too.

3 Look and say.

Our pens are red and blue.

212

Our glasses are blue.

Your keys are grey.

Their phones are green.

Their pens are red and blue.

40 forty

Activity Book, Unit 2
Lesson 3, part 2

Activity Book

Lesson 3, part 2


Vocabulary and Grammar


2

1 Look and write.

backpack phone keys computer handbag glasses


Across


1  backpack


2  phone

3  glasses

Down

4  handbag

5  computer

6  keys

2 Look, write and colour.

our their your

we

you

they

their (green)

our (orange)

your (red)

Class Book

Lesson 4, part 1 Skills 2

1 Listen and colour.



2 Cut out. Then listen and play.

They're wearing hijabs.
Their hijabs are red.



They're wearing baseball caps.
Their baseball caps are purple.

Activity Book, Unit 2
Lesson 4, part 2

forty-one 41

Activity Book

Skills


Lesson 4, part 2

1 Read and look. Write Yes or No.

A birthday party

It's our birthday today. We're in the park with our family. It's hot and sunny. We're wearing dishdashas, hats and sandals.

Our mum and our sister are wearing hijabs, shoes and dresses. Their hijabs are blue. Our dad is wearing a dishdasha, a hat and sandals, too. His dishdasha is white. His hat is blue and his sandals are brown. We can see our cake and our presents. Birthdays are fun!



1 He's wearing a baseball cap.

No

2 They're wearing hats.

Yes

3 She's wearing white shorts.

No

4 They're wearing blue pyjamas.

No

5 Their hijabs are blue.


Yes

6 She's wearing a green hijab.

Yes

2 Write and draw.

I'm wearing a _____
and _____
My _____
is _____
My _____
are _____



Class Book

Lesson 5,
part 1

CULTURE

Special days in Oman

There are many special days in Oman.
Let's look at Eid Al-Fitr.

Eid Al-Fitr is very special in Oman. People celebrate for the first three days of Shawwal.

Families eat special food and give presents, sweets and *Eidiya* to their children. What presents do you get?

Eidiya



presents



sweets



Eid Al-Fitr



Look at this girl. She is wearing traditional clothes to celebrate Eid Al-Fitr.



traditional clothes

Do you like Eid Al-Fitr?

- 1 Before you read What clothes do you wear on special days?
- 2 Listen and read.
- 3 Find out more! Watch the video.
- 4 After you read Activity Book, page 31.

This is the festival for Eid Al-Fitr.
It's after Ramadan.

Project Lesson 5, part 2

Design some clothes for a special day.

- 1 Together, think of a special day.
- 2 Choose the clothes for this special day.
- 3 Find photos or draw pictures.
- 4 Write. *This is ... They're wearing ...*
- 5 Make a poster.
- 6 Present it to the class.



42 forty-two

Activity Book

Lesson 5, part 1



2

1 Look and circle.

1



Eidiya slippers

2




fruit sweets

3



presents slippers

4



traditional clothes hijab

2 After you read Read and write.

celebrate food special sweets traditional

- 1 Eid Al-Fitr is a special day in Oman.
- 2 People celebrate for the first three days of Shawwal.
- 3 Families eat special food.
- 4 Families give presents, sweets and *Eidiya* to their children.
- 5 Some children wear traditional clothes.



Class Book

Lesson 5,
part 1

CULTURE

Special days in Oman

There are many special days in Oman.
Let's look at Eid Al-Fitr.

Eid Al-Fitr is very special in Oman. People celebrate for the first three days of Shawwal.

Families eat special food and give presents, sweets and *Eidiya* to their children. What presents do you get?

Eidiya



presents



sweets



Eid Al-Fitr



Look at this girl. She is wearing traditional clothes to celebrate Eid Al-Fitr.



traditional clothes

Do you like Eid Al-Fitr?

1 Before you read What clothes do you wear on special days?

2 Listen and read.

3 Find out more! Watch the video.

4 After you read Activity Book, page 31.

This is the festival for Eid Al-Fitr.
It's after Ramadan.

Project

Lesson 5, part 2

Design some clothes for a special day.

- 1 Together, think of a special day.
- 2 Choose the clothes for this special day.
- 3 Find photos or draw pictures.
- 4 Write. *This is ... They're wearing ...*
- 5 Make a poster.
- 6 Present it to the class.



42 forty-two

Class Book

Lesson 6, part 1

English in action

Asking the price

2

1 Find and point. Say.

backpack baseball cap
coat dress glasses
handbag hijab jumper
tracksuit trainers



2 Watch or listen and read.



Excuse me.

Yes, can I help you?

How much is this
baseball cap?

It's 5 rials

Here you are.

Thank you.

3 Act out the dialogue. Use different objects and prices.

jumper handbag shirt

2 OMR

9 OMR

7 OMR



OMR = Omani rials

English in action

Asking the price

Lesson 6, part 2

1 Read and order.

- 4 It's 5 OMR.
- 1 Excuse me.
- 6 Thank you.
- 2 Yes, can I help you?
- 5 Here you are.
- 3 How much is this jumper?



2 Listen and circle.



32 thirty-two


Class Book

Phonics

Lesson 7, part 1

1  Listen and say.

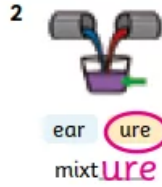
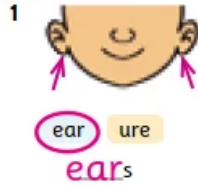


2  Listen and say the tongue twister.

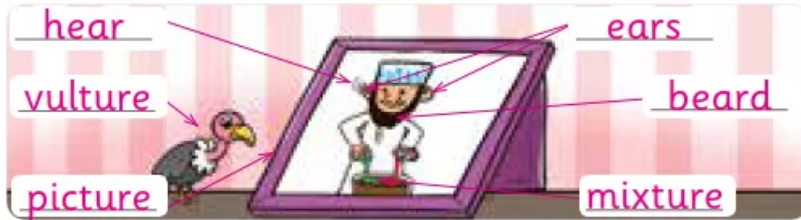
I can hear a vulture and
I can see a picture of a
man with a beard.



3  Listen and circle. Then write.



4 Look and write.



Activity Book

Lesson 7, part 2 **Phonics** **2**

Tricky words
our your their

1 **Listen and read. Act.**

1 This is **our** picture.

2 This is **your** picture.

3 This is **their** picture.



2 **Look, read and write. Listen and check.**

Our **Your** **Their**



1 **Your** ears are red. 2 **Our** mixture is green. 3 **Their** picture is good.

3 **Look, read and write. Then find and circle.**

1 Where are their **ears**?



2 Where is your **picture**?



3 Where is our **vulture**?



Class Book

Lesson 8, part 1

Review


2

1 Look, find and circle.

Across →



Down ↓



2 Look and write.

They're We're You're

Their Your Our



1 You're wearing a baseball cap.
Your baseball cap is blue.



2 We're wearing pyjamas.
Our pyjamas are pink.



3 They're wearing coats.
Their coats are long.



4 We're wearing tracksuits.
Our tracksuits are orange.

3 Go to the Progress path on pages 104–105.

Progress path

Read and write. Then stick.

Welcome

How do you spell this?



Welcome

What number is it?



Ready?

Unit 1

Some people have this in the morning. They eat eggs, toast and milk. What is it?

Unit 1

When do you go to bed?

Unit 2

We can carry our books, pens and pencil case in this. What is it?

a backpack

Unit 3 ☆

It's the weekend.
It's not Friday.
What day is it?

Unit 4 ☆

We can ride on this.
It's long. It doesn't go
on a road. It doesn't go
on the ground. It goes
under it. What is it?

Unit 3 ☆

We play this, but it isn't
a video game, basketball
or tennis. What is it?

Unit 4 ☆

I want to help people.
I want to work in a
hospital. I'm not a
nurse. What am I?

Unit 2 ☆

You wear these
in bed. What are
they?
pyjamas

Well done!

one hundred and five 105


Activity Book

Review

Lesson 8, part 2

1 Read and write.

Ali	jeans	Qais	shirt	glasses
Our	shirt	green	yellow	glasses



I'm Qais.

I'm wearing glasses.

My glasses are green.

This is my friend, Ali.

He's wearing a shirt.

His shirt is yellow.

We're wearing jeans.

Our jeans are blue.

2 Write and draw.

I'm _____

I'm wearing _____

My _____ are _____

This is my friend, _____

_____ wearing a _____

_____ is _____

We're wearing _____

_____ are _____



34 thirty-four

Extra practice

Extra practice

2

1 Look, read and circle. Then colour.



1 We're You're They're wearing green dresses, blue socks and black trainers.

2 We're You're They're wearing grey jeans, a yellow coat and a brown baseball cap.

3 We're You're They're wearing red pyjamas.

4 We're You're They're wearing purple sandals and orange baseball caps.

2 Order and write.

1 glasses / Their / blue. / are
 Their glasses are blue.



2 keys / Their / yellow. / are
 Their keys are yellow.

3 are / backpacks / Our / green.
 Our backpacks are green.



4 red. / handbag / Your / is
 Your handbag is red.

3 Listen and spell.



Go to Dictation on page 66. thirty-five 35

Class Book

Get ready for...

Lesson 9

Pre A1 Starters Reading and Writing Part 1

1 Look and read. Put a tick (✓) or a cross (X) in the box.



They're wearing trainers. ✓



I'm wearing a baseball cap. X



You're wearing jeans. X



They're wearing hijabs. ✓




We're wearing glasses. ✓



You're wearing a coat. X

Pre A1 Starters Speaking Part 2

2 Look at Activity 1. Say and find.



They're wearing trainers.



Number 1.


Activity Book

Get ready for ...

Lesson 9

Starters Listening Part 1

1 Listen and draw lines.



Class Book

Lesson 10 **Fun corner** 2

1 Play and say.

1 2 3 4 5 6

Six!

You're wearing a green T-shirt. My turn!

Activity Book, Unit 2
Lesson 10 forty-seven 47