

# الاول منهج Teams Together Oman في الصور التالية للمنهج الجديد لسلطنة عمان

Welcome

## Back to school

1 Listen. Point. Say.



Hold up your drawing.



Tidy up.



Put up your hand.



Put down your hand.



Take out your pencil.



Put away your pencil.

2 Say and do.

10 ten

Lesson 1, part 1



3 Listen. Point. Say.



1 Pay attention.



2 Hand out the books.



3 Go to the board.



4 Ask a question.



5 Turn on the AC.



6 Turn off the AC.

4 Say and do.

Welcome

# Back to school

**1 Read and circle.**



1 Take out your pencil.




2 Hold up your drawing.




3 Tidy up.



4 Put up your hand.



5 Put away your pencil.



6 Put down your hand.

**2 Look and write.**

Hold up    Put away    Put up    ~~Tidy up~~



1 Tidy up.



2 Put up  
your hand.



3 Put away  
your pencil.



4 Hold up  
your drawing.

8 eight

Lesson 1, part 2

Back to school



3 Look and write.

Ask Go Hand out Pay ~~Turn off~~ Turn on



1 Turn off  
the AC.

2 Ask  
a question.

3 Hand out  
the books.



4 Turn on  
the AC.

5 Go  
to the board.

6 Pay  
attention.

4 Order and number.

- 1 question. / a / Ask
- 2 board. / Go / the / to
- 3 AC. / off / Turn / the
- 4 books. / Hand / the / out

Ask a question.  
Go to the board.  
Turn off the AC.  
Hand out the books.






# Back to school

1 🔍 What colour is the teddy? **brown**

2 🎧 Watch or listen and read.



3 👤 Act out the story.

12 twelve

## Lesson 2, part 1

## Alphabet

W

## 4 Listen and chant.



Clap your hands and chant with me.

Say a chant of A, B, C!

Aa, Bb, Cc, Dd, Ee, Ff, Gg

Hh, Ii, Jj, Kk, Ll, Mm, Nn

Oo, Pp, Qq, Rr, Ss, Tt

Uu, Vv, Ww, Xx, Yy, Zz

Clap your hands and chant with me.

Say a chant of A, B, C!

## English in action

## Asking for and spelling names

## 5 Watch or listen and read.



Hello. What's your name?

My name's Anna.

How do you spell Anna?

A-n-n-a.

## 6 Act out the dialogue. Use your names.

## 7 Spell these words.

bike

hat

kite

pen

sing

b-i-k-e

Activity Book, Welcome  
Lesson 2, part 2

thirteen

13

# Back to school

1 Look and write.

Lily Jack Fatma Sami Polly Atomic

Lily

Sami

Polly



Fatma

Jack

Atomic

## Lesson 2, part 2



2 Look and write. Then listen, sing and check.

Pp Dd Xx Ll Tt Hh



3 Listen and write.

1



Rawan

2



Aseel

3



Zaid

4



Hazim

4 Listen and write.

1



pen

2



book

3



kite

4



hat

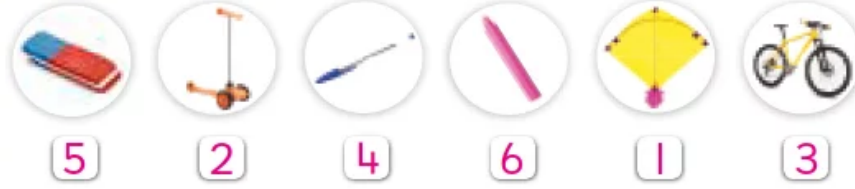
elevn **11**



# Class Book

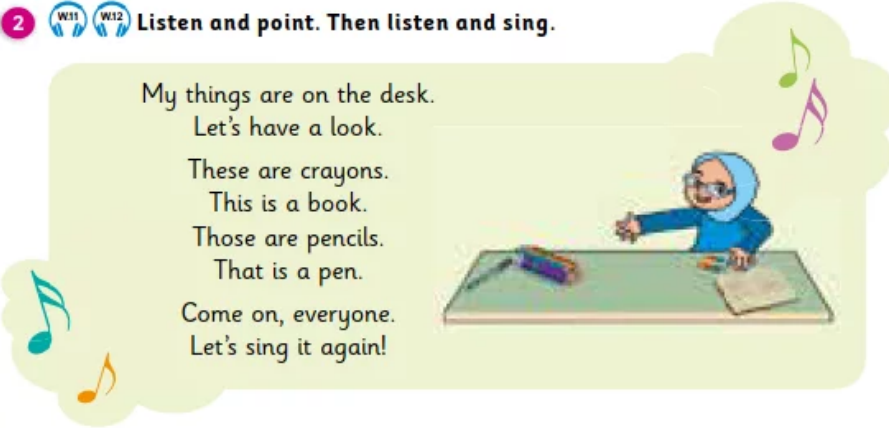
## Grammar

1  Listen and number.

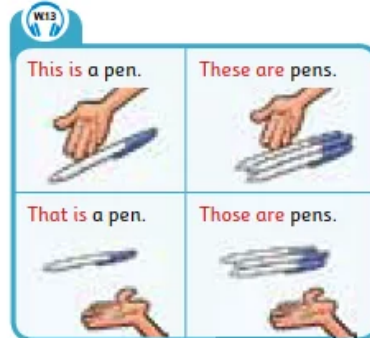



2   Listen and point. Then listen and sing.

My things are on the desk.  
Let's have a look.  
These are crayons.  
This is a book.  
Those are pencils.  
That is a pen.  
Come on, everyone.  
Let's sing it again!



3  Point and say.



14 fourteen

Lesson 3, part 1

Numbers



4 Listen and point. Then listen and say.

eleven	twelve	thirteen	fourteen	fifteen	sixteen	seventeen	eighteen	nineteen	twenty
--------	--------	----------	----------	---------	---------	-----------	----------	----------	--------

5 Listen and chant.

<p> 1, 2, 3 kites in the tree. Come on, everyone. Count with me.</p> <p> 4, 5, 6 kites in the tree. Come on, everyone. Count with me.</p> <p> 7, 8, 9, 10 in the tree! Come on, everyone. Count with me.</p>	<p> 11, 12, 13 kites in the tree. Come on, everyone. Count with me.</p> <p> 14, 15, 16 kites in the tree. Come on, everyone. Count with me.</p> <p> 17, 18, 19, 20 in the tree! Come on, everyone. Count with me.</p>
--	---

6 Listen and write.

1 <u>    12    </u>	2 <u>    19    </u>	3 <u>    15    </u>	4 <u>    13    </u>

7 Look in the classroom. Ask and answer.

How many desks can you see?

I can see fifteen desks.

8 Go to the Progress path on page 104.

Activity Book, Welcome  
Lesson 3, part 2

# Activity Book

## Grammar


1 Listen, circle and match.

1 This is These are a pen.

2 These are Those are desks.

3 This is That is a ball.

4 These are That is teddies.



2 Look and write.

This is That is These are Those are



1 These are  
erasers.



2 Those are  
bikes.



3 These are  
books.



4 This is  
a bag.



5 Those are  
kites.



6 That is  
a scooter.

Lesson 3, part 2 **Numbers** **W**

1 **Listen and write. Then count and circle.**

eighteen fourteen ~~twelve~~ sixteen

1 twelve

a b

2 eighteen

a b

3 sixteen

a b

4 fourteen

a b

2 **Count and write.**

eleven seventeen fifteen ~~twenty~~

1 twenty 2 fifteen 3 eleven 4 seventeen

thirteen 13

شاهد ايضا

حل اسئلة وتدريبات كتاب المهارات الحياتية للصف الثالث  
الفصل الدراسي الاول