

# الشرح

Lesson 1 (1+2+3) (PB.page 46+47)

Review (مراجعة)



Open your Pupil's Book at page 46

Exercise 1, Listen and read

**1** Here are our photos of our class trip to Wadi Mujib!

هذه صور رحلة صفنا الى وادي الموجب.  
Here are our photos of our class trip to Wadi

**2** What animals and birds are there in Wadi Mujib?  
ما هي الحيوانات والطيور الموجودة في وادي الموجب?  
What animals and birds are there in Wadi Mujib?

هناك قطط وتمور وماعز ونسور.  
There are cats, leopards, goats and eagles.

There are cats, leopards, goats and eagles.

**3** Huda is drinking water. She's thirsty.  
هدى تشرب الماء. انها عطشانة.  
Huda is drinking water. She's thirsty.

يجب أن تشرب الماء عندما تكون في الجبال.  
You must drink water when you are in the mountains.

You must drink water when you are in the mountains.

**4** In this photo, we are having our lunch.  
في هذه الصورة، نتناول طعام الغداء.  
In this photo, we are having our lunch

نحب الذهاب إلى وادي الموجب  
We like going to Wadi Mujib !

We like going to Wadi Mujib!

Who can you see?

من تستطيع رؤيته؟

Mum, Dad, Asma, Mazen أمي ، أبي ، أسماء ، مازن

Where are they?

أين هم؟

They are at home. إنهم في المنزل.

What animals can you see?

ما الحيوانات التي يمكنك رؤيتها؟

A leopard, a cat, a goat and an eagle

نمر ، قطة ، ماعز ونسر

What are they doing in picture 4? ما الذي يفعلونه في الصورة ؟

They are having lunch انهم يتناولون وجبة الغذاء

What is Huda doing?

ما الذي تفعله هدى؟

She's drinking water إنها تشرب الماء

What does Asma have in her hand? ماذا تملك أسماء في يدها؟

She has some photos of the class trip to Wadi Mujbi.

لديها بعض الصور من الرحلة الدراسية إلى وادي الموجب

What must you drink when you are in the mountains?

ماذا يجب ان تشرب عندما تكون في الجبال؟

You must drink water. يجب أن تشرب الماء

Where are the children sitting in picture 4?

أين يجلس الأطفال في الصورة 4؟

They're sitting near the river

إنهم يجلسون بالقرب من النهر

### Exercise 2 : Say



### Exercise 3: Listen and point



Girl 1: These are photos of our school trip to the museum. The museum is on the hill in Amman

1

Girl 2: What's Laila doing? Is she drawing?

Girl 1: Yes, she is. She likes drawing very much.

2

Girl 2: What's Aishah reading? Is she reading her school book?

Girl 1: No, she isn't. She's reading about the museum.

3

Boy 1: What's Ibrahim doing? What is he looking at?

Boy 2: He's looking at a page of old writing. But he mustn't touch it. It's very old

4

Boy 1: What's Jaber doing? Is he taking a photo?

Boy 2: Yes, he is. He's taking a photo of the museum.

هذه صور لرحلتنا المدرسية إلى المتحف. المتحف يقع على تل في عمان

ماذا تفعل ليلي؟ هل هي ترسم

نعم هي. تحب الرسم كثير

ماذا تقرأ عائشة؟ هل تقرأ كتاب مدرستها

لا، هي ليست كذلك. إنها تقرأ عن المتحف.

ماذا يفعل ابراهيم؟ إلى ماذا ينظر

إنه ينظر إلى صفحة من الكتابة القديمة. لكن يجب ألا يلمسها. إنها قديمة جدا

ماذا يفعل جابر؟ هل يقوم بالتقاط صورة

نعم هو كذلك. إنه يلتقط صور للمتحف

Picture c

Picture a

Picture D

Picture b

## حل أسئلة الدرس

Lesson 1 (1+2+3) (WB.page 46+47)

Review (مراجعة)

Activity Book, Page 46

Exercise 1, Read, match and write

المعلم الإلكتروني الشامل

1

Read, match and write

There are cats and leopards.  
We are walking in the mountains.  
You mustn't run.

~~Asma is taking photos.~~  
Mazen is thirsty.  
You must wear a hat.

1.



2.



3.

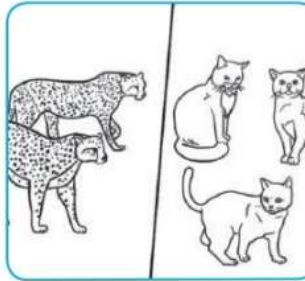


Asma is taking photos. You must wear a hat. You mustn't run.


4.



5.



6.



Mazen is thirsty. There are cats and leopard. We are walking in the mountains.

Exercise 2, Read, match and say

1. You mustn't touch.

2. He's taking a photo.

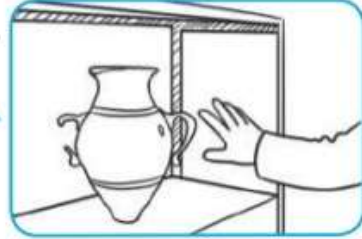
3. There's an owl in the tree.

4. Please sit down.

a.



b.



c.



d.

