

حل أسئلة الدرس

Lesson 1 (1+2+3) WB. Page 31

(مراجعة)

Review


Activity Book, page 31

Exercise 1, Look, circle and say

1. Look, circle and say

1.

This is / These
are for her.



2.

This is for you / me
/ him / her / them.



شرح الدرس


Lesson 1 (1+2+3) PB. Page46+47

Review

(مراجعة)

Keywords

المعلم الإلكتروني الشامل



Letter	Reading	Football,	Ha t	Pyja mas
رسالة	القراءة	كرة القدم	قبعة	لباس النوم
				
cycling	Painting	Sunglass es	Ru nn ing	Tenn is racq uet
ركوب الدراجة	التلوين	نظارة شمسية	الرك ض	مضرب تنس

Open your Pupil's Book at page 46
Exercise 1, Listen and point

هذه الرسائل لك ولمازن!
These letters are for you and Mazen!

هذه الرسالة لي. اسماء
This letter is for me. A-s-m-a, Asma!

1 These letters are for you and Mazen!
They are from Uncle Issa and Aunt Muna.
الرسائل من العم عيسى والعممة منى.
They are from Issa and Aunt Muna.

2 This letter is for me. A-s-m-a, Asma!
شكرا لك يا امي. أنا أحب قراءة الرسائل.
Thanks, Mum .I like reading letters.

3 How do you spell 'Mazen'?
كيف تتهجى اسم "مازن"?
How do you spell, Mazen?


4 This letter is for you!
هذه الرسالة لك!
This letter is for you!

لماذا يا أسماء؟
M-a-z-e-n-.Why, Asma?

شكرا
Thank you

M-a-z-e-n. Why, Asma?
Thank you.

Open your Pupil's Book at page 47
Exercise 2, Listen and say Yes/No



Picture 1	This is for her (هذه لها)	No, this is for him.
Picture 2	This is for him. (هذا له)	Yes, this is for him
Picture 3	These are for her. (هذان) لها	No, these are for them
Picture 4	These are for me (هذه) لي	Yes, these are for me

Exercise 3, Game: Do you like ...?



المعلم الإلكتروني الشامل