

حل اسئلة الدرس


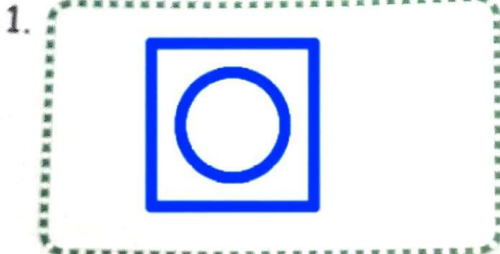
Lesson 1 +2 (WB. page 50)

Review

مراجعة

Activity Book, page 50

Exercise 1, Listen and draw



Picture 1 This is my CD game


Picture 2 This is my car.

Picture 3 This is my box


Picture 4 This is my computer

Exercise 2, Complete

2. Complete





Two blue cars.

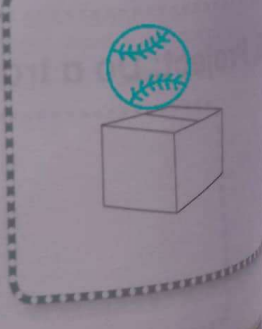


Three red books.

Exercise 3, Listen and draw

1. 

2. 

3. 

.Where's my ball? It's in the box.1

.Where's my ball? It's under the box .2



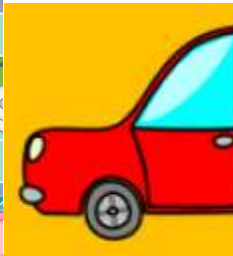



.Where's my ball? It's on the box .3

شرح الدرس

Lesson 1 +2 (PB. page 20)

Review (مراجعة)

keywords

					
Bal l	Bathro om	Car	CD game	kitch en	Box
كرة	حمام	سيارة		مطبخ	صندوق



Living
room

Five

Sofo

Computer

Doll

غرفة
المعي
شة

خمسة

أريكة

الحاسوب

لعبة

Open your books at page 20.
Exercise 1, Listen and point

هذا هو جهاز الكمبيوتر الخاص بي. انه في غرفة النوم.
This is my computer. It's in the bedroom.

1

This is my computer.
It's in the bedroom.



This is the bathtub. It's
in the bathroom.

هذا هو حوض الاستحمام. إنه في الحمام.
This is the bathtub. It's in the bathroom.



3

Where's my car?

أين سيارتي؟
Where's my car?



It's in the living room. Fadia!


إنه في غرفة المعيشة. فاديا!
It's in the living room. Fadia!



Exercise 2, Listen and say



s sofa



c computer

5

f five



d doll

S	sofa	أريكة
C	computer	حاسوب
F	five	خمسة
D	doll	لعبة

المعلم الإلكتروني الشامل